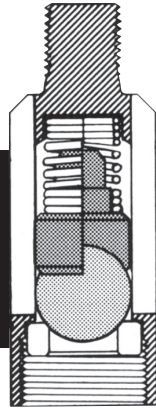


# SNUBBER CAGES

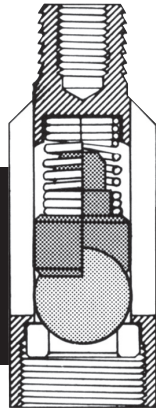


**101-9601  
TOP CAGE  
API S/R PIN TOP  
F BOX BOTTOM**

## 101-9601 TOP CAGE *API SUCKER ROD PIN TOP*

API SIZE		API SEAT		PART NO. RIB SEAT	PART NO. FLAT SEAT
CAGE	SEAT	RIB	FLAT		
1-1/2"	1-1/2"	150F12	150F22	101-9601-150-R-5/8A1	101-9601-150-F-5/8A1
1-3/4"	1-3/4"	175F12	175F22	101-9601-175-R-3/4A1	101-9601-175-F-3/4A1
2"	2"	200F12	200F22	101-9601-200-R-3/4A1	101-9601-200-F-3/4A1
2-1/4"	2-1/4"	225F12	225F22	101-9601-225-R-3/4A1	101-9601-225-F-3/4A1
2-3/4"	2-3/4"	275F12	275F22	101-9601-275-R-7/8A1	101-9601-275-F-7/8A1

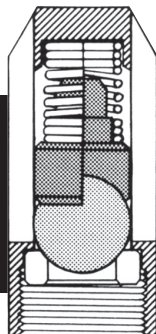
WHEN ORDERING ABOVE TOP CAGES SPECIFY PIN SIZE.



**102-9602  
LOWER CAGE  
G2 PULLER TOP  
F BOX BOTTOM**

## 102-9602 LOWER CAGE *G2 PULLER THREAD TOP STANDING VALVE*

API SIZE		API SEAT		PART NO. RIB SEAT	PART NO. FLAT SEAT
CAGE	SEAT	RIB	FLAT		
1-3/4"	1-3/4"	175F12	175F22	102-9602-175-R-G2	102-9602-175-R-G2
2"	2"	200F12	200F22	102-9602-200-R-G2	102-9602-200-R-G2
2-1/4"	2-1/4"	225F12	225F22	102-9602-225-R-G2	102-9602-225-R-G2
2-3/4"	2-3/4"	275F12	275F22	102-9602-275-R-G2	102-9602-275-R-G2

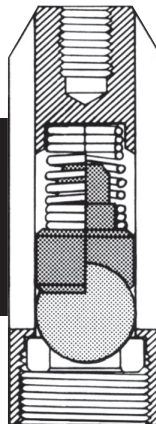


**103-9604  
CENTER CAGE  
PLAIN TOP  
F BOX BOTTOM**

## 103-9604 CENTER CAGE *TOP OF PLUNGER ON TRAVELING BARREL PUMPS*

API SIZE		API	API	PART NO. RIB SEAT	PART NO. FLAT SEAT
CAGE	SEAT	RIB SEAT	FLAT SEAT		
1"	1	100F12	100F22	103-9604-100-R	103-9604-100-F
1-1/16"	1-1/16"	—	106F22	—	103-9604-106-F
1-1/4"	1-1/4"	—	125F22	—	103-9604-125-F
1-1/2"	1-1/2"	150F12	150F22	103-9604-150-R	103-9604-150-F
1-3/4"	1-3/4"	175F12	175F22	103-9604-175-R	103-9604-175-F
2"	2"	200F12	200F22	103-9604-200-R	103-9604-200-F
X2"	2-1/4"	X200F12	X200F22	103-9604-X200-R	103-9604-X200-F
2-1/4"	2-1/4"	225F12	225F22	103-9604-225-R	103-9604-225-F
2-1/2"	2-1/2"	250F122	250F22	103-9604-250-R	103-9604-250-F
2-3/4"	2-3/4"	275F12	275F22	103-9604-275-R	103-9604-275-F

**103-9604  
CENTER CAGE  
G2 PULLER TOP  
F BOX BOTTOM**



WHEN ORDERING ABOVE CENTER CAGES SPECIFY PULLER TOP OR PLAIN TOP:

P = PLAIN TOP

G2 = PULLER THREAD TOP