




# 2" LIQUID RELIEF VALVE

992-9902-2

High Pressure ---- Pressure Relief



992 9902 -2-(SHP-UHP)

Designed for protection against over-pressure for pumps. It is a rugged and versatile valve capable of handling a wide range of pressures.

**Body:** 2" ASTM 4140

**Ball & Seat:** Sheralloy® Assembly (Cobalt Base Alloy)

**Spring:** Disc Spring

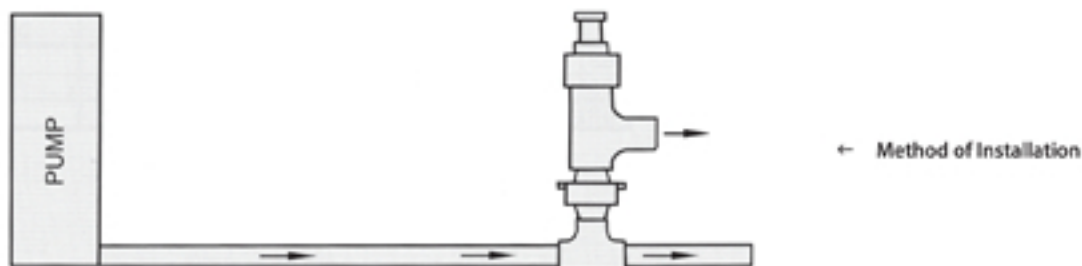
**Inlet:** Union

**Outlet:** 2" Female NPT and Union

**Weep Hole:** Any flow from weep hole indicates keeper seal is worn and should be replaced.

**USE ONLY AS DIRECTED**  
Do not deviate from Manufacturer's recommended pressure range and mode of installation

| ASTM 4140 PART NUMBER | WORKING PRESSURE RANGE | SPRING ARRANGEMENT AND QUANTITY | CAP COLOR CODE |
|-----------------------|------------------------|---------------------------------|----------------|
| 992-9902-2-SHP        | 2500-15000#            | 3 x 3 (18)                      | Brown          |
| 992-9902-2-UHP        | 3000-20000#            | 3 x 3 (18)                      | Beige          |
| 992-9902-2-H-SHP      | 2500-15000#            | 3 x 3 (18)                      | Brown          |



# HIGH PRESSURE 2" LIQUID RELIEF VALVE

992-9902-2



High Pressure ---- Pressure Relief



### High Pressure Relief Valves

The Baird Series 992 and 993 were designed and manufactured to meet the requirements needed for higher working pressures for fracking and other Oil Industry needs.

### Field Repairs

Ease of repairing, setting, and adjusting is designed into these valves.

### General Information

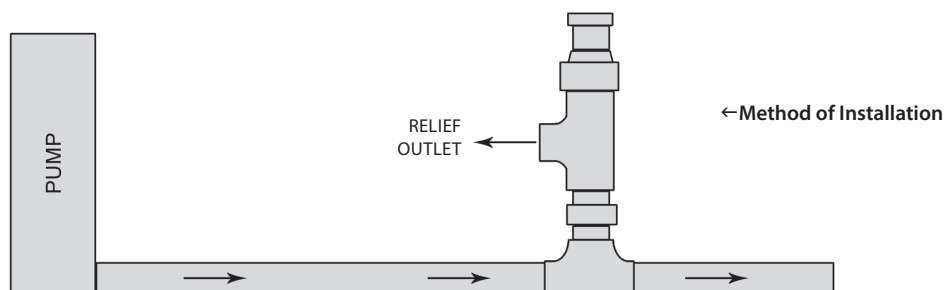
Valves are hydrostatically tested to 2,000 psi for leaks in castings, seals and other components. The valves may be pre-set at the factory; otherwise they are set in the field. Each valve has an identification plate showing model number, serial number, and pressure range. Setting in the field is accomplished with the adjusting screw on top of the valve. Loosen the lock nut and turn the adjusting screw until the desired pressure is indicated by the gauge. The lock nut is then tightened to secure the pressure setting. The valve will relieve full flow at 25% over the set pressure and will reseat itself when the pressure is reduced below the set point. The 992 Valve is available with a 2" Line Pipe (2" 11-1/2V) or Hammer Union Outlet.

**Hydrostatic Test Certification is available upon request.**

### USE ONLY AS DIRECTED

Do not deviate from Manufacturer's recommended pressure range and mode of installation

| ASTM 4140 PART NUMBER | WORKING PRESSURE RANGE | SPRING ARRANGEMENT AND QUANTITY | CAP COLOR CODE |
|-----------------------|------------------------|---------------------------------|----------------|
| 992-9902-2-SHP        | 2500-15000#            | 3 X 3 (18)                      | Brown          |
| 992-9902-2-UHP        | 3000-20000#            | 3 X 3 (18)                      | Beige          |
| 992-9902-2-H-SHP      | 2500-15000#            | 3 X 3 (18)                      | Brown          |



Fully adjustable and field repairable. To order repair kit, use kit number(s) below.

### Repair Kits for: 992 9902-2 Valve:

9922K1 - Includes all O-Rings.

9922K4 - Includes all O-Rings, Ball & Seat, Cage, Spring Keeper and Spring Set.